



March 15, 2025

Rick Maloy, Director of Communications
Central Utah Water Conservancy District
1426 East 750 North, Ste. 400
Orem, UT 84097-5474

Dear Rick:

Pursuant to Section 8 of the "Petition of Metropolitan Water District of Salt Lake & Sandy to the Central Utah Water Conservancy District for the Allotment of water For Municipal and Industrial Use" (contract No. 40-WC-40-150) dated March 15, 2005 (ULS Petition), the Metropolitan Water District of Salt Lake & Sandy submits its Annual Report of its per capita water use for calendar year 2024. The enclosed report details the water use information.

Please call me (801-942-9623) if you have any questions or need additional information.

Sincerely,



Annalee Munsey
General Manager

Enclosure

cc: Laura Briefer, Director, Salt Lake City Public Utilities
Tom Ward, Director, Sandy City Public Utilities

Figure 1 - Salt Lake City Conservation Trend

Documentation of Conservation Performance
Metropolitan Water District of Salt Lake & Sandy

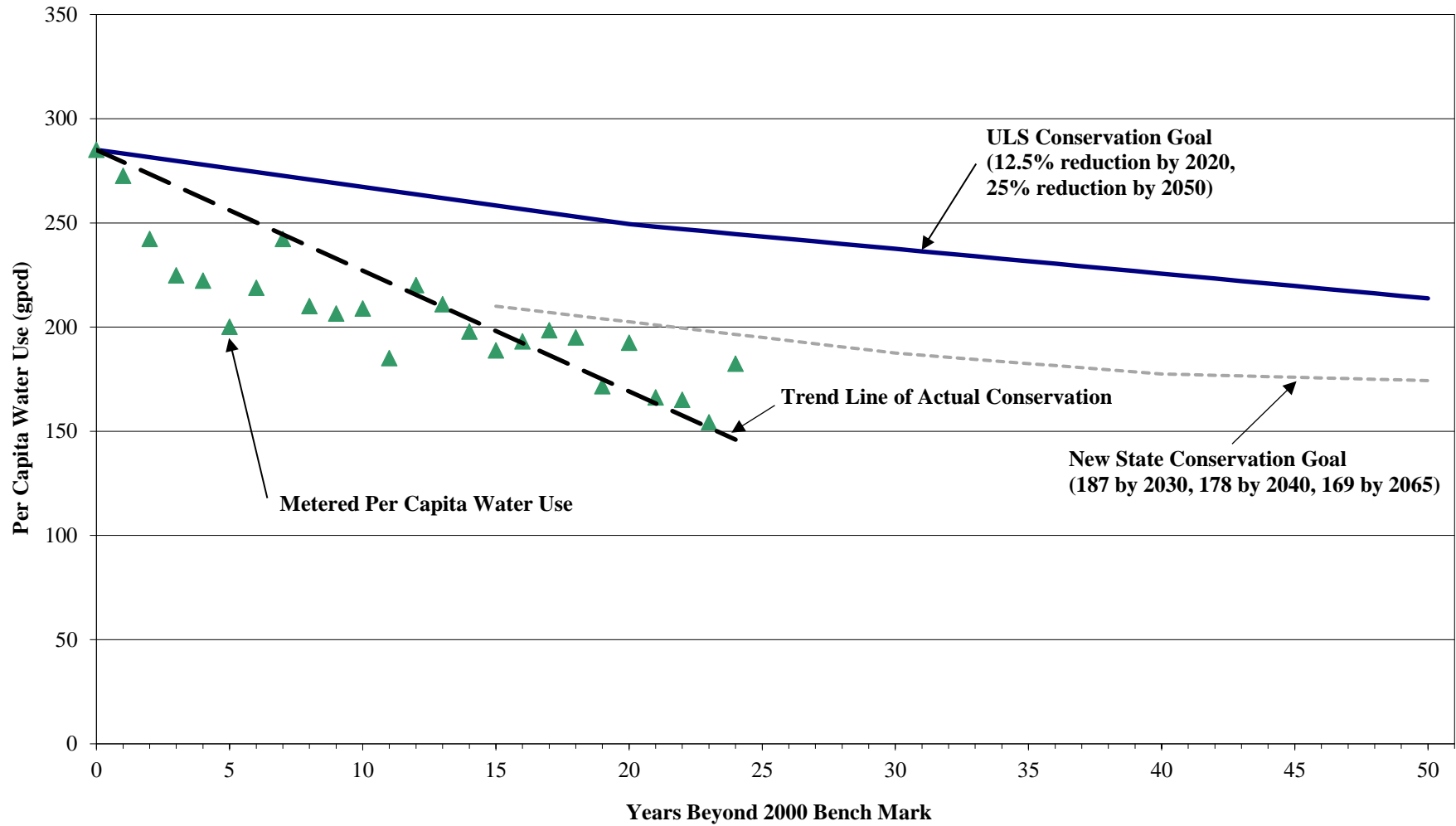


Figure 2 - Sandy City Conservation Trend

Documentation of Conservation Performance
Metropolitan Water District of Salt Lake & Sandy

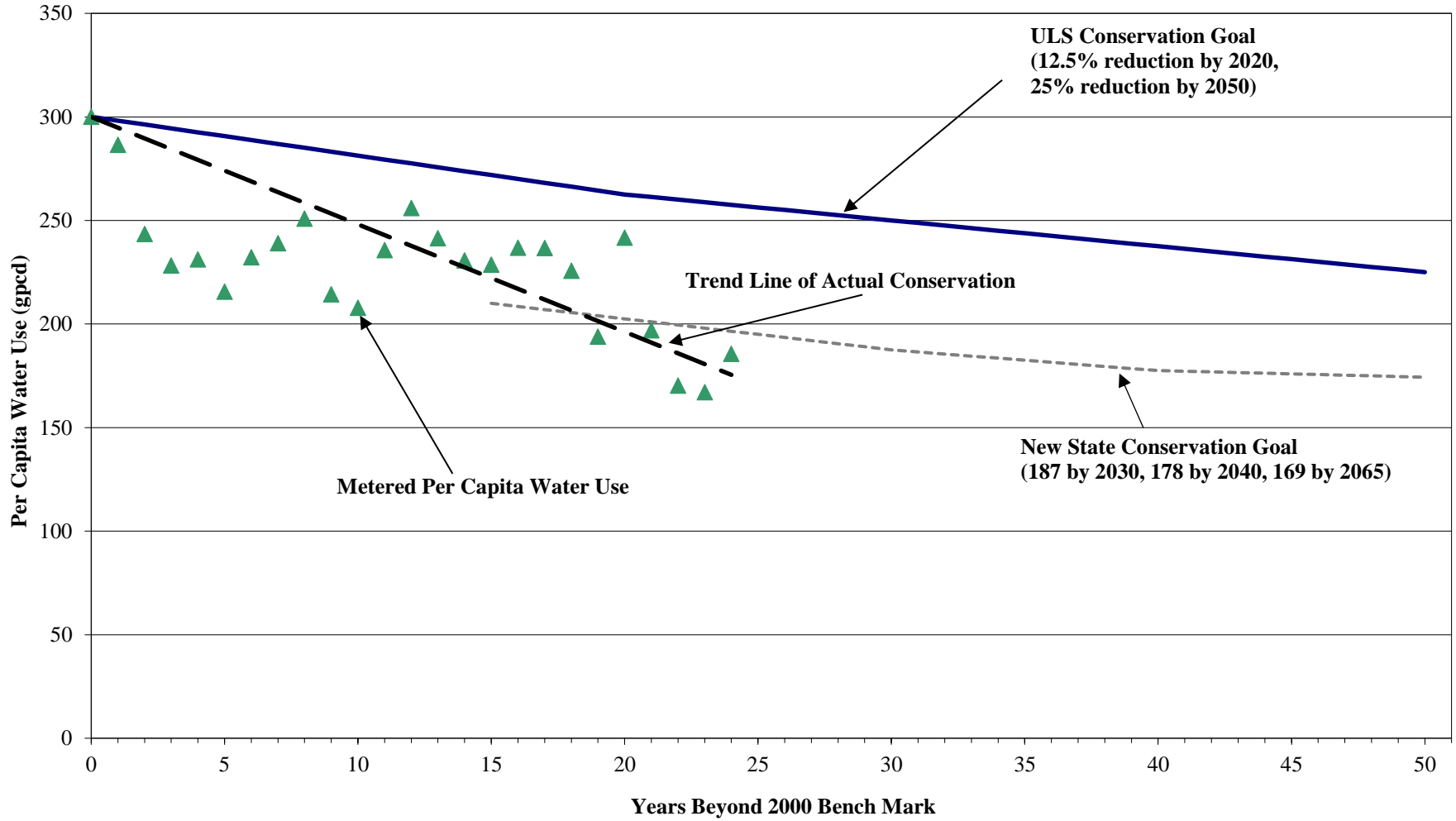


Figure 3 - MWDSLS Conservation Trend

Documentation of Conservation Performance
Metropolitan Water District of Salt Lake & Sandy

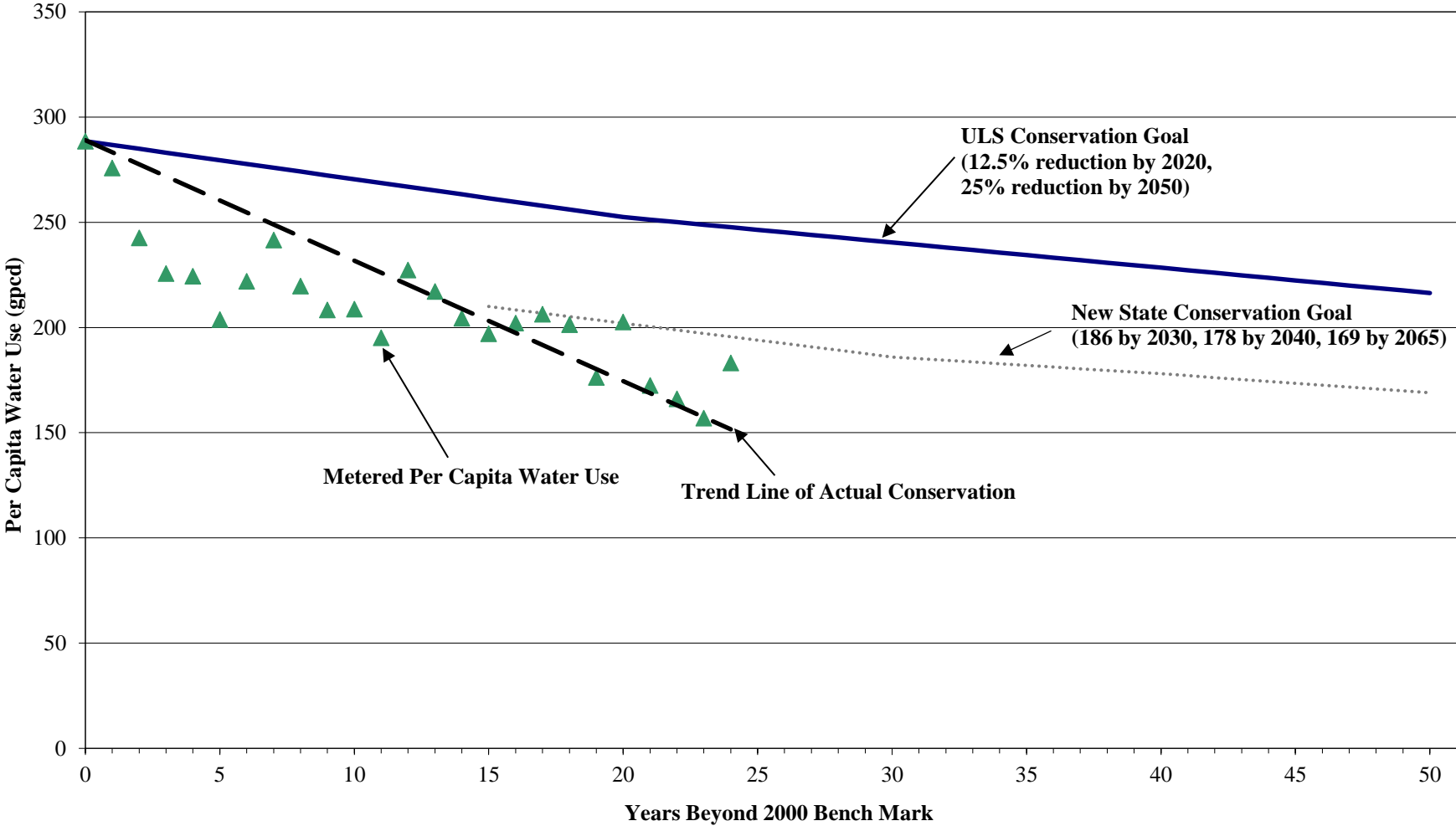


Table 4 - Salt Lake City Water Usage and Conservation Trends

*Documentation of Conservation Performance
Metropolitan Water District of Salt Lake & Sandy*

Year	Without Consideration of Worker Population			Population Adjusted Based on Worker Population Relative to WFRC Average							ULS Goal (gpcd)	Old State Goal (gpcd)	New State Goal (gpcd)
	Population	Annual Metered Sales (gallons)	Per Capita Use (gpcd)	Population	Employment	Average Employment Based on Population	Worker Population Above Averages	Total Equivalent Population	Annual Metered Sales (gallons)	Per Capita Use (gpcd)			
0	287,431	32,479,397,940	310	287,431	255,161	148,889	106,272	312,192	32,479,397,940	285	285	285	
1	287,405	31,156,592,852	297	287,405	259,575	148,876	110,699	313,198	31,156,592,852	273	283	282	
2	287,379	27,795,222,972	265	287,379	264,066	148,862	115,204	314,221	27,795,222,972	242	281	279	
3	287,353	25,866,715,160	247	287,353	268,634	148,849	119,785	315,263	25,866,715,160	225	280	276	
4	287,327	25,709,610,476	245	287,327	275,242	148,835	126,407	316,780	25,709,610,476	222	278	274	
5	287,300	23,230,740,000	222	287,300	280,500	148,821	131,679	317,981	23,230,740,000	200	276	271	
6	288,445	25,546,829,220	243	288,445	283,762	149,415	134,348	319,748	25,546,829,220	219	274	268	
7	289,765	28,409,000,000	269	289,765	285,060	150,098	134,962	321,211	28,409,000,000	242	273	265	
8	290,671	24,713,538,800	233	290,671	285,951	150,568	135,383	322,215	24,713,538,800	210	271	262	
9	291,312	24,339,970,111	229	291,312	286,582	150,900	135,682	322,926	24,339,970,111	207	269	259	
10	291,953	24,684,871,280	232	291,953	287,213	151,232	135,981	323,637	24,684,871,280	209	267	257	
11	309,664	22,851,774,007	202	309,664	283,183	160,406	122,777	338,271	22,851,774,007	185	265	254	
12	310,387	27,244,926,535	240	310,387	283,844	160,780	123,064	339,061	27,244,926,535	220	264	251	
13	310,516	26,132,150,545	231	310,516	284,292	160,847	123,444	339,279	26,132,150,545	211	262	248	
14	311,066	24,536,287,605	216	311,066	284,740	161,132	123,608	339,867	24,536,287,605	198	260	245	
15	312,281	23,694,971,212	208	312,281	286,633	151,144	135,489	343,850	23,694,971,212	189	258	242	210
16	316,028	24,524,178,919	213	316,028	290,072	152,958	137,115	347,976	24,524,178,919	193	257	239	209
17	319,820	25,515,449,124	219	319,820	293,553	154,793	138,760	352,152	25,515,449,124	199	255	237	207
18	323,658	25,371,120,280	215	323,658	297,076	156,651	140,425	356,377	25,371,120,280	195	253	234	206
19	327,542	22,597,819,761	189	327,542	300,641	158,530	142,110	360,654	22,597,819,761	172	251	231	204
20	331,473	25,648,647,896	212	331,473	304,249	160,433	143,816	364,982	25,648,647,896	193	249	228	203
21	335,450	22,407,825,138	183	335,450	307,899	162,358	145,542	369,362	22,407,825,138	166	248	225	201
22	324,022	22,654,139,073	192	324,022	401,343	147,754	253,589	376,008	22,654,139,073	165	247	222	200
23	325,683	21,327,273,801	179	325,683	407,806	148,511	259,294	378,838	21,327,273,801	154	246	219	198
24	327,352	25,384,118,751	212	327,352	411,821	149,273	262,548	381,174	25,384,118,751	182	245	217	197

Table 5 - Sandy City Water Usage and Conservation Trends

*Documentation of Conservation Performance
Metropolitan Water District of Salt Lake & Sandy*

Year	Without Consideration of Worker Population			Population Adjusted Based on Worker Population Relative to WFRC Average							ULS Goal (gpcd)	Old State Goal (gpcd)	New State Goal (gpcd)
	Population	Annual Metered Sales (gallons)	Per Capita Use (gpcd)	Population	Employment	Average Employment Based on Population	Worker Population Above Averages	Total Equivalent Population	Annual Metered Sales (gallons)	Per Capita Use (gpcd)			
0	97,889	10,265,236,344	287	97,889	32,843	50,707	-17,864	93,727	10,265,236,344	300	300	300	
1	98,048	9,829,277,410	275	98,048	33,359	50,789	-17,430	93,987	9,829,277,410	287	298	297	
2	98,207	8,376,080,962	234	98,207	33,875	50,871	-16,996	94,247	8,376,080,962	243	296	294	
3	98,366	7,875,282,096	219	98,366	34,391	50,954	-16,563	94,507	7,875,282,096	228	294	291	
4	98,525	7,999,097,040	222	98,525	34,907	51,036	-16,129	94,767	7,999,097,040	231	293	288	
5	98,686	7,478,932,152	208	98,686	35,423	51,119	-15,696	95,029	7,478,932,152	216	291	285	
6	99,587	8,131,937,556	224	99,587	35,939	51,586	-15,647	95,941	8,131,937,556	232	289	282	
7	100,675	8,462,350,470	230	100,675	36,455	52,150	-15,695	97,018	8,462,350,470	239	287	279	
8	101,414	8,953,733,778	242	101,414	36,971	52,532	-15,561	97,788	8,953,733,778	251	285	276	
9	102,340	7,721,691,147	207	102,340	37,487	53,012	-15,525	98,723	7,721,691,147	214	283	273	
10	93,388	6,899,569,074	202	93,388	38,003	48,375	-10,372	90,971	6,899,569,074	208	281	270	
11	84,871	7,192,495,600	232	84,871	38,519	43,963	-5,444	83,603	7,192,495,600	236	279	267	
12	85,217	7,852,960,000	252	85,217	39,035	44,142	-5,107	84,027	7,852,960,000	256	278	264	
13	86,030	7,477,646,610	238	86,030	39,551	44,564	-5,013	84,862	7,477,646,610	241	276	261	
14	86,791	7,211,673,544	228	86,791	40,067	44,958	-4,891	85,651	7,211,673,544	231	274	258	
15	90,642	7,393,299,410	223	90,642	35,080	43,871	-8,791	88,594	7,393,299,410	229	272	255	210
16	91,666	7,745,441,870	231	91,666	35,476	44,366	-8,890	89,595	7,745,441,870	237	270	252	209
17	92,702	7,829,867,950	231	92,702	35,877	44,868	-8,990	90,607	7,829,867,950	237	268	249	207
18	93,749	7,547,476,527	221	93,749	36,283	45,375	-9,092	91,631	7,547,476,527	226	266	246	206
19	94,809	6,558,376,530	190	94,809	36,693	45,887	-9,195	92,666	6,558,376,530	194	264	243	204
20	95,880	8,265,253,830	236	95,880	37,107	46,406	-9,299	93,714	8,265,253,830	242	263	240	203
21	96,964	6,812,722,190	192	96,964	37,527	46,930	-9,404	94,772	6,812,722,190	197	261	237	201
22	95,070	6,249,885,278	180	95,070	70,295	43,352	26,943	100,593	6,249,885,278	170	260	234	200
23	95,722	6,162,929,055	176	95,722	69,844	43,649	26,195	101,092	6,162,929,055	167	259	231	198
24	96,375	6,912,538,254	197	96,375	71,481	43,947	27,534	102,020	6,912,538,254	186	258	228	197

Table 6 - MWDSL S Water Usage and Conservation Trends

*Documentation of Conservation Performance
Metropolitan Water District of Salt Lake & Sandy*

Year	Without Consideration of Worker Population			Population Adjusted Based on Worker Population Relative to WFRC Average							ULS Goal (gpcd)	Old State Goal (gpcd)	New State Goal (gpcd)
	Population	Annual Metered Sales (gallons)	Per Capita Use (gpcd)	Population	Employment	Average Employment Based on Population	Worker Population Above Averages	Total Equivalent Population	Annual Metered Sales (gallons)	Per Capita Use (gpcd)			
0	385,320	42,744,634,284	304	385,320	288,004	199,596	88,408	405,919	42,744,634,284	289	289	289	
1	385,453	40,985,870,262	291	385,453	292,934	199,665	93,269	407,185	40,985,870,262	276	287	286	
2	385,586	36,171,303,934	257	385,586	297,941	199,734	98,207	408,468	36,171,303,934	243	285	283	
3	385,719	33,741,997,256	240	385,719	303,025	199,802	103,223	409,770	33,741,997,256	226	283	280	
4	385,852	33,708,707,516	239	385,852	310,149	199,871	110,278	411,547	33,708,707,516	224	281	277	
5	385,986	30,709,672,152	218	385,986	315,923	199,941	115,982	413,010	30,709,672,152	204	279	274	
6	388,032	33,678,766,776	238	388,032	319,701	201,001	118,701	415,689	33,678,766,776	222	278	271	
7	390,440	36,871,350,470	259	390,440	321,515	202,248	119,267	418,229	36,871,350,470	242	276	268	
8	392,085	33,667,272,578	235	392,085	322,922	203,100	119,822	420,004	33,667,272,578	220	274	265	
9	393,652	32,061,661,258	223	393,652	324,069	203,912	120,157	421,649	32,061,661,258	208	272	263	
10	385,341	31,584,440,354	225	385,341	325,216	199,607	125,609	414,608	31,584,440,354	209	270	260	
11	394,535	30,044,269,607	209	394,535	321,702	204,369	117,333	421,874	30,044,269,607	195	269	257	
12	395,604	35,097,886,535	243	395,604	322,879	204,923	117,956	423,088	35,097,886,535	227	267	254	
13	396,546	33,609,797,155	232	396,546	323,843	205,411	118,432	424,141	33,609,797,155	217	265	251	
14	397,857	31,747,961,149	219	397,857	324,807	206,090	118,717	425,518	31,747,961,149	204	263	248	
15	402,923	31,088,270,622	211	402,923	321,713	195,015	126,698	432,443	31,088,270,622	197	261	245	210
16	407,694	32,269,620,789	217	407,694	325,549	197,324	128,225	437,571	32,269,620,789	202	260	242	208
17	412,522	33,345,317,074	221	412,522	329,431	199,661	129,770	442,759	33,345,317,074	206	258	239	207
18	417,408	32,918,596,807	216	417,408	333,359	202,025	131,333	448,008	32,918,596,807	201	256	237	205
19	422,351	29,156,196,291	189	422,351	337,333	204,418	132,916	453,320	29,156,196,291	176	254	234	204
20	427,353	33,913,901,726	217	427,353	341,356	206,839	134,517	458,695	33,913,901,726	203	252	231	202
21	432,414	29,220,547,328	185	432,414	345,426	209,288	136,138	464,134	29,220,547,328	172	251	228	200
22	419,092	28,904,024,351	189	419,092	471,638	191,106	280,533	476,601	28,904,024,351	166	250	225	199
23	421,405	27,490,202,856	179	421,405	477,650	192,161	285,489	479,930	27,490,202,856	157	249	222	197
24	423,727	32,296,657,005	209	423,727	483,302	193,220	290,082	483,194	32,296,657,005	183	248	219	196